



**AGRICULTURE PRINTING AND PACKAGING  
JOINT STOCK COMPANY**

72 Trung Chinh Street, Kim Lien Ward, Hanoi City

**CONSOLIDATED FINANCIAL STATEMENT**

Year 2026

Form No. B01-DN

**CONSOLIDATED STATEMENT OF FINANCIAL POSITION**

As of March 31st, 2026

Unit: VND

ITEM	Code	Note	31/03/2026	01/01/2026
<b>A. CURRENT ASSETS</b> □	<b>100</b>		<b>815,166,641,897</b>	<b>778,836,164,256</b>
<b>I. Cash and Cash Equivalents</b>	<b>110</b>	V.01	<b>57,239,520,196</b>	<b>113,806,623,268</b>
1. Cash □	111		44,739,520,196	49,306,623,268
2. Cash Equivalents	112		12,500,000,000	64,500,000,000
<b>II. Short-term Financial Investments</b>	<b>120</b>	V.02	<b>310,000,000,000</b>	<b>180,000,000,000</b>
1. Held-to-maturity Investments □	123		310,000,000,000	180,000,000,000
<b>III. Short-term Receivables</b> □	<b>130</b>		<b>248,558,242,965</b>	<b>314,917,910,958</b>
1. Short-term Receivables from Customers	131	V.03	240,544,092,838	308,913,332,112
2. Short-term Prepayments to Suppliers	132	V.04	6,979,254,598	2,131,271,820
3. Other Short-term Receivables	135	V.05	1,034,895,529	3,873,307,026
4. Provision for Doubtful Short-term Receivables	137			
<b>IV. Inventory</b> □	<b>140</b>	V.06	<b>198,674,396,221</b>	<b>169,329,653,689</b>
1. Inventory	141		198,674,396,221	169,329,653,689
2. Provision for Inventory Write-down (*) □	142			
<b>V. Other Current Assets</b> □	<b>160</b>		<b>694,482,515</b>	<b>781,976,341</b>
1. Short-term Prepaid Expenses	161	V.07	693,660,634	781,976,341
2. Deductible VAT □	162		821,881	
<b>B. NON-CURRENT ASSETS</b> □	<b>200</b>		<b>505,790,375,469</b>	<b>526,695,055,960</b>
<b>I. Fixed Assets</b>	<b>220</b>		<b>338,986,530,256</b>	<b>360,056,936,381</b>
1. Tangible Fixed Assets	221	V.08	338,986,530,256	360,056,936,381
Original Cost	222		1,424,801,487,471	1,419,109,466,835
Accumulated Depreciation (*) □	223		(1,085,814,957,215)	(1,059,052,530,454)
<b>II. Long-term Work-in-progress</b> □	<b>250</b>	V.09	<b>155,296,857,471</b>	<b>155,082,925,064</b>
1. In-progress Construction Costs □	252		155,296,857,471	155,082,925,064
<b>III. Long-term Financial Investments</b>	<b>260</b>	V.10	<b>10,000,000,000</b>	<b>10,000,000,000</b>
1. Investment in Subsidiaries □	261			
2. Held-to-maturity Investments	265		10,000,000,000	10,000,000,000
<b>IV. Other Long-term Assets</b> □	<b>270</b>		<b>1,506,987,742</b>	<b>1,555,194,515</b>
1. Long-term Prepaid Expenses	271	V.07	1,506,987,742	1,555,194,515
<b>TOTAL ASSETS</b>	<b>280</b>		<b>1,320,957,017,366</b>	<b>1,305,531,220,216</b>

CONSOLIDATED BALANCE SHEET

As of March 31st, 2026

(Cont')

Unit: VND

ITEM	Code	Note	31/03/2026	01/01/2026
<b>C. LIABILITIES</b>	<b>300</b>		<b>451,698,833,238</b>	<b>464,515,704,106</b>
<b>I. Current Liabilities</b>	<b>310</b>		<b>450,418,833,238</b>	<b>463,235,704,106</b>
1. Short-term Accounts Payable to Suppliers	311	V.11	131,350,998,090	139,657,263,920
2. Short-term Advance Payments from Customers	312	V.12	533,546,732	372,888,790
3. Taxes and Other Payables to the State	314	V.13	15,277,298,830	24,572,147,975
4. Payables to Employees	315		71,796,217,768	107,025,339,071
5. Short-term Accrued Expenses	316	V.14	592,576,940	1,394,026,385
6. Other Short-term Payables	320	V.15	25,031,795,383	8,111,132,418
7. Short-term Loans and Financial Lease Liabilities	321	V.16	140,983,690,863	100,292,666,657
8. Provision for Short-term Liabilities	322	V.17	27,328,226,073	44,394,955,646
9. Bonus and Welfare Fund	323		37,524,482,559	37,415,283,244
<b>II. Non-Current Liabilities</b>	<b>330</b>		<b>1,280,000,000</b>	<b>1,280,000,000</b>
1. Other Long-term Payables	338	V.15	1,280,000,000	1,280,000,000
2. Long-term Loans and Financial Lease Liabilities	339	V.16		
<b>D. EQUITY</b>	<b>400</b>		<b>869,258,184,128</b>	<b>841,015,516,110</b>
<b>I. Equity</b>	<b>410</b>	<b>V.18</b>	<b>869,258,184,128</b>	<b>841,015,516,110</b>
1. Owner's Contributions	411		270,000,000,000	270,000,000,000
<i>Voting Common Shares</i>	<i>411a</i>		<i>270,000,000,000</i>	<i>270,000,000,000</i>
2. Share Premium	412		2,054,360,736	2,054,360,736
3. Development Investment Fund	418		444,943,385,825	444,615,786,510
4. Undistributed After-tax Profit	420		152,260,437,567	124,345,368,864
- Undistributed After-tax Profit Accumulated Until the En	420a		121,552,904,545	
- Undistributed After-tax Profit for This Period	420b		30,707,533,022	124,345,368,864
<b>II. Other Funds and Reserves</b>	<b>430</b>		<b>-</b>	<b>-</b>
<b>TOTAL CAPITAL SOURCES</b>	<b>440</b>		<b>1,320,957,017,366</b>	<b>1,305,531,220,216</b>

Hanoi, April 25rd, 2026

Prepared by:



Dao Thi Thu Hoai

Chief Accountant



Ta Thi Tuyet Nga

General Director




Le Duy Toan


Form No. 02B-DN

**CONSOLIDATED INCOME STATEMENT**  
**For the First Quarter of 2026**


Unit: VND

ITEM	Code	Note	Q1-2026	Q1-2025	Current year (2026)	Prior year (2025)
1. Revenue from Sales and Service Provision	01.	VI.1	421,596,489,423	373,412,018,258	421,596,489,423	373,412,018,258
2. Revenue Deductions	02.	VI.2	195,038,636	111,496,036	195,038,636	111,496,036
3. Net Revenue from Sales and Service Provision	10	VI.3	421,401,450,787	373,300,522,222	421,401,450,787	373,300,522,222
4. Cost of Goods Sold	11	VI.4	338,929,963,194	301,130,422,780	338,929,963,194	301,130,422,780
5. Gross Profit from Sales and Service Provision	20		82,471,487,593	72,170,099,442	82,471,487,593	72,170,099,442
6. Financial Income	21	VI.5	1,402,193,115	598,917,407	1,402,193,115	598,917,407
7. Financial Expenses	22	VI.6	859,139,815	320,203,963	859,139,815	320,203,963
Of which: Interest Expenses	23		821,276,049	308,062,402	821,276,049	308,062,402
8. Share of Profit or Loss from Joint Ventures and Affiliates	24					
9. Selling Expenses	25	VI.8	14,739,525,613	11,131,619,375	14,739,525,613	11,131,619,375
10. Corporate Management Expenses	26	VI.8	34,087,490,524	29,951,323,488	34,087,490,524	29,951,323,488
11. Net Profit from Operating Activities	30		34,187,524,756	31,365,870,023	34,187,524,756	31,365,870,023
12. Other Income	31	VI.7	410,078,617	98,053,628	410,078,617	98,053,628
13. Other Expenses	32		40,744,222	992,137	40,744,222	992,137
14. Other Profit	40		369,334,395	97,061,491	369,334,395	97,061,491
15. Total Accounting Profit Before Tax	50		34,556,859,151	31,462,931,514	34,556,859,151	31,462,931,514
Profit from Subsidiaries						
Total Taxable Profit			34,556,859,151	31,462,931,514	34,556,859,151	31,462,931,514
16. Current Corporate Income Tax Expense ( )	51	VI.9	5,629,369,815	4,892,586,303	5,629,369,815	4,892,586,303
17. Deferred Corporate Income Tax Expense	52					
18. Net Profit After Corporate Income Tax	60		28,927,489,336	26,570,345,211	28,927,489,336	26,570,345,211
19. Basic Earnings per Share	70		1,071.4	984.1	1,071.4	984.1

Prepared by:

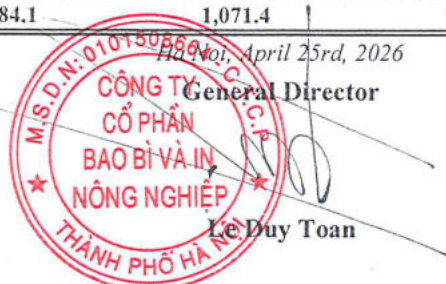
  
Dao Thi Thu Hoai

Chief Accountant

  
Ta Thi Tuyet Nga

Hanoi, April 25rd, 2026

General Director




  
Le Duy Toan


CONSOLIDATED CASH FLOW STATEMENT  
(Indirect Method)  
For the first quarter of 2026

ITEM	Code	Current year (2026)	Prior year (2025)
<b>I. Cash Flow from Operating Activities</b>			
1. Profit Before Tax	01.	34,556,859,151	31,462,931,514
2. Adjustments for items			
Depreciation of fixed assets and investment properties	02.	27,840,516,034	23,314,954,914
Provisions	03.	(17,185,487,987)	(14,775,062,330)
Profit or loss from investment activities	05.	(1,361,799,691)	(591,550,307)
Interest expenses	06.	901,166,463	387,952,816
3. Profit from operating activities before changes in working capital	08.	44,751,253,970	39,799,226,607
- Increase or decrease in receivables	09.	107,892,414,322	115,098,048,055
- Increase or decrease in inventory	10.	(29,344,742,532)	48,651,745,583
- Increase or decrease in payables (excluding interest payable, corporate income tax payable)	11.	(65,084,763,119)	(121,560,394,474)
- Increase or decrease in prepaid expenses	12.	154,626,511	458,644,112
- Interest paid	14.	(919,270,494)	(616,569,885)
- Corporate income tax paid	15.	(16,077,816,569)	(15,667,539,260)
- Other cash receipts from operating activities	16.		
- Other cash payments for operating activities	17.	(383,374,504)	(275,090,763)
Net Cash Flow from Operating Activities	20.	40,988,327,585	65,888,069,975
<b>II. Cash Flow from Investing Activities</b>			
1. Cash outflows for purchasing fixed assets and other long-term assets	21.	(12,015,783,000)	(28,509,787,720)
2. Cash inflows from disposal or sale of fixed assets and other long-term assets	22.	181,818,181	
3. Cash outflows for loans and purchasing debt instruments from other entities	23.	(130,000,000,000)	
4. Cash inflows from loan repayments or selling debt instruments from other entities	24.		20,000,000,000
5. Interest received, dividends, and profits distributed	27.	3,587,509,956	598,917,407
Net Cash Flow from Investing Activities	30.	(138,246,454,863)	(7,910,870,313)
<b>III. Cash Flow from Financing Activities</b>			
1. Repayment of capital to shareholders, repurchase of issued shares	32.		
2. Cash inflows from borrowings	33.	138,757,464,939	14,403,404,586
3. Cash outflows for loan principal repayments	34.	(98,066,440,733)	(125,546,150,988)
4. Dividends and profits paid to shareholders	36.		
Net Cash Flow from Financing Activities	40.	40,691,024,206	(111,142,746,402)
Net Cash Flow for the Period	50.	(56,567,103,072)	(53,165,546,740)
Cash and Cash Equivalents at the Beginning of the Period	60.	113,806,623,268	139,472,576,267
Effect of Exchange Rate Changes on Foreign Currency Conversion	61.		
Cash and Cash Equivalents at the End of the Period	70.	57,239,520,196	86,307,029,527

Prepared by:

  
Dao Thi Thu Hoai

Chief Accountant

  
Ta Thi Tuyet Nga



10/03/2026  
CC  
CI  
IAC  
DN  
NF

## NOTE TO CONSOLIDATED FINANCIAL STATEMENT FOR THE 1ST QUARTER OF FINANCIAL YEAR 2026

*(These notes are an integral part of and should be read in conjunction with the Consolidated Financial Statements)*

### I. BUSINESS OPERATIONS CHARACTERISTICS

#### 1. Capital Ownership Form:

AGRICULTURE PRINTING AND PACKAGING JOINT STOCK COMPANY is a joint-stock company established in Vietnam under Decision No. 686/QĐ/BNN - TCCB dated March 22, 2004, by the Minister of Agriculture and Rural Development. The company operates according to Business Registration Certificate No. 0103004779 dated July 2, 2004, amended for the second time on May 29, 2008, by the Hanoi Department of Planning and Investment, amended for the third time on November 23, 2012, changing the business code to 0101508664, amended for the fourth time on August 18, 2014, increasing the charter capital to VND 108,000,000,000, amended for the fifth time on September 6, 2016, amended for the sixth time on September 14, 2016, amended for the seventh time on December 1, 2016, merging the subsidiary – APP Packaging Co., Ltd. into the parent company, amended for the eighth time on November 1, 2018, increasing the charter capital to 172,800,000,000 VND, amended for the ninth time on January 11, 2019, increasing the charter capital to 180,000,000,000 VND, amended for the tenth time on February 25, 2020, changing the legal representative title, amended for the eleventh time on October 4, 2024, changing the legal representative's documents, amended for the twelfth time on October 14<sup>th</sup>, 2025, updating registered administrative boundaries and increasing the charter capital to 270,000,000,000 VND.

The AGRICULTURE PRINTING AND PACKAGING JOINT STOCK COMPANY has its headquarters located at No. 72, Truong Chinh Street, Kim Lien Ward, Hanoi.

Currently, the company has two production and business locations:

- Location 1: Lot 3, CN 3, Ngoc Hoi Industrial Cluster, Ngoc Hoi Ward, Hanoi City
- Location 2: C1 Street, Pho Noi A Industrial Park, Nhu Quynh Ward, Hung Yen Province (Business Registration Number 00001 issued by the Hung Yen Department of Planning and Investment on July 2<sup>nd</sup>, 2019).

AGRICULTURE PRINTING AND PACKAGING JOINT STOCK COMPANY is a joint-stock company funded by shareholders and operates under the Enterprise Law of Vietnam.

#### 2. Business Field

The company's business field is production and trade.

#### 3. Business Activities

- Printing: Printing maps, newspapers, office supplies, labels, packaging, and other materials for all economic sectors.
- Business activities related to the import and export of printing materials and equipment, and related services, including office supplies.
- Printing design, advertising services.
- Hotel and restaurant business (excluding bars, karaoke rooms, and discotheques).
- Real estate business and office leasing.
- Trading and importing/exporting steel, non-ferrous metals, electrical, electronic, refrigeration equipment, and related components; agricultural products, plastics, and plastic products.
- Agency services for buying, selling, and consignment of goods.

#### 4. Normal Business Cycle

The normal operating cycle of the company is 12 months.

The average production cycle of the industry is: 12 months.

#### 5. Characteristics of the Company's Operations During the Financial Year Affecting the Consolidated Financial Statements

During the accounting period, there were no significant characteristics affecting the financial statements. The company's activities have proceeded as usual during all periods of the year.

#### 6. Corporate Structure

- The company has invested 100% of the capital in its subsidiary:  
DAC Anti-counterfeit Technology Co., Ltd., with an investment capital of VND 5,400,000,000 (Five billion four hundred million VND).
- The company has one dependent accounting branch established on June 17, 2015, at:  
C1 Street, Pho Noi A Industrial Park, Nhu Quynh Ward, Hung Yen Province

## II. ACCOUNTING PERIOD AND CURRENCY USED IN ACCOUNTING

### Accounting Period

The company's accounting period starts from January 1st and ends on December 31st of each calendar year.

### Currency Used in Accounting Vietnamese Dong (VND)

## III. APPLICABLE ACCOUNTING STANDARDS AND POLICIES

### Accounting Regime Applied

The company applies the Accounting Regime for Enterprises issued under Circular No. 99/2025/TT-BTC; Preparation and presentation of consolidated financial statements in accordance with the guidance set out in Circular No. 43/2026/TT-BTC dated April 20, 2026

### Declaration of Compliance with Accounting Standards and Regimes

The company has applied Vietnamese Accounting Standards and related guidance documents issued by the government. The financial statements are prepared and presented in compliance with the relevant standards, the guiding circulars, and the applicable accounting regime.

5084  
NG T  
PHÁ  
BÌ V  
NG  
PHỒ

#### **Accounting Method Applied**

The company uses computerized accounting according to the voucher-based accounting method.

#### **IV. APPLIED ACCOUNTING POLICIES**

##### **Recognition of Cash and Cash Equivalents**

Transactions in foreign currencies are converted into Vietnamese Dong at the actual exchange rate at the time the transaction occurs. At the end of the year, foreign currency monetary items are revalued at the average interbank exchange rate published by the State Bank of Vietnam on the last day of the fiscal year.

Short-term investments (maturity within 3 months) that are easily convertible into cash with minimal risk of change in value from the date of purchase are classified as cash equivalents at the reporting date.

##### **Inventory Recognition Principle**

Inventory is recorded at cost. If the net realizable value is lower than the cost, it must be recognized at the net realizable value. The cost of inventory includes purchase costs, processing costs, and other directly related costs incurred to bring the inventory to its current location and condition.

The inventory value is determined using the weighted average method on a monthly basis. Inventory is accounted for using the periodic inventory method.

The value of finished goods inventory as of March 31<sup>st</sup>, 2026 is determined based on the ratio of cost of goods sold to revenue for the period.

Work-in-progress as of March 31<sup>st</sup>, 2026 is physically counted at each department and its value is determined by the actual value of the corresponding completed products.

A provision for inventory write-down is made at the end of the year for the difference between the cost of inventory and its net realizable value.

##### **Recognition and Depreciation of Fixed Assets**

Tangible and intangible fixed assets are recognized at cost. During use, tangible and intangible fixed assets are recognized at their historical cost, accumulated depreciation, and remaining value.

Depreciation is calculated using the straight-line method in accordance with Circular No. 203/2009/TT-BTC dated October 20, 2009, and Circular No. 45/2013 dated April 25, 2013. Circular 45/2013 dated April 25, 2013.

##### **Regulation on Recognizing and Allocating Prepaid Expenses**

Prepaid expenses related to the current fiscal year's production and business activities are recognized as short-term prepaid expenses and are included in the operating expenses for the fiscal year.

The following expenses, which have arisen during the fiscal year, are recorded as long-term prepaid expenses to be allocated gradually to the results of business activities over several years:

- Large-value tools and equipment for use;
- Other long-term prepaid expenses.

86  
77  
IN  
A  
3H  
34

The allocation of long-term prepaid expenses to production and business expenses for each accounting period is based on the nature and extent of each type of cost, with an appropriate allocation method and criteria chosen. Prepaid expenses are allocated gradually to production and business expenses using the straight-line method.

#### **Regulation on Recognizing and Capitalizing Borrowing Costs**

Borrowing costs are recognized as operating expenses in the period incurred, except for those borrowing costs directly related to the construction or production of qualifying assets, which are capitalized into the value of the asset (capitalized) when the conditions set forth in Vietnam Accounting Standard No. 16 "Borrowing Costs" are met.

Borrowing costs directly related to the construction or production of qualifying assets, which are capitalized, include interest expenses, amortization of discounts or premiums on bond issuance, and related costs incurred during the borrowing process.

#### **Regulation on Recognizing Accrued Expenses**

Accrued expenses that have not yet been incurred but are estimated and allocated as production and business expenses in the period are made to prevent unexpected fluctuations in operating costs, ensuring proper matching of revenues and expenses. When these expenses are incurred, any discrepancy from the previously estimated amount is adjusted in the accounting records by either adding or reducing the expense to reflect the difference. Accrued expenses in the year include unpaid interest expenses and other accrued liabilities.

#### **Regulation on Recognizing Equity**

The owner's equity investment is recognized based on the actual amount contributed by the owner.

Other equity of the owner is recorded at the remaining value between the fair value of assets that the company receives as donations or gifts from other organizations or individuals, after deducting any taxes payable (if applicable) related to the donated assets, and the amount added from business operations.

Undistributed profit after tax refers to the profit from business activities after deducting (-) adjustments due to retroactive application of accounting policy changes or corrections of material errors from previous years.

Undistributed profit after tax is handled according to the regulations of the Parent Company

#### **Revenue Recognition Principles and Methods**

##### *Revenue from Sales*

Revenue from sales is recognized when the following conditions are simultaneously met:

- The majority of risks and benefits associated with ownership of the product or goods have been transferred to the buyer.
- The company no longer retains control over the goods as the owner or has the authority to manage them.
- The revenue is reliably measurable.
- The company has received or will receive economic benefits from the transaction.
- The costs related to the transaction can be determined.

### *Revenue from Service Provision*

Revenue from service provision is recognized when the outcome of the transaction can be reliably measured. If the service spans multiple periods, revenue is recognized in the period based on the work completed as of the balance sheet date. The result of a service transaction is recognized when the following conditions are met:

- The revenue is reliably measurable.
- There is a possibility of receiving economic benefits from the service transaction;
- The portion of work completed by the balance sheet date can be determined;
- The costs incurred for the transaction and the costs required to complete the service transaction can be determined.

The completed portion of the service work is assessed based on the method of evaluating completed work.

### *Financial Income*

Revenue generated from interest, royalties, dividends, profit distributions, and other financial income is recognized when both of the following conditions are met:

- There is a possibility of receiving economic benefits from the transaction;
- The revenue is reliably measurable.
- Dividends and profit distributions are recognized when the Company has the right to receive dividends or the right to receive profits from its investments.

### **Principles and Methods for Recognizing Financial Expenses**

The expenses recognized as financial expenses include:

- Expenses or losses related to financial investment activities;
- Loan and borrowing costs;
- Losses from exchange rate fluctuations related to foreign currency transactions.

These expenses are recognized in full during the period they occur and are not offset against financial revenue.

### **Principles and Methods for Recognizing Current Corporate Income Tax Expense and Deferred Corporate Income Tax Expense**

Current corporate income tax expense is determined based on taxable income and the applicable corporate income tax rate for the current year.

Deferred corporate income tax expense is determined based on the temporary differences that are deductible, taxable temporary differences, and the applicable corporate income tax rate.

V. ADDITIONAL INFORMATION FOR ITEMS PRESENTED IN THE BALANCE SHEET

Unit: VND

1 . Cash and Cash Equivalents	01/01/2026		31/03/2026	
Cash on hand		969,122,048		5,410,408,157
Demand deposits with banks		48,337,501,220		39,329,112,039
Cash Equivalents		64,500,000,000		12,500,000,000
<b>Total</b>		<b>113,806,623,268</b>		<b>57,239,520,196</b>

2 . Short-term Financial Investments

b) Held-to-maturity Investments

	01/01/2026		31/03/2026	
	Historical cost	Book value	Historical cost	Book value
- Term deposits over 3 months	180,000,000,000	180,000,000,000	310,000,000,000	310,000,000,000
<i>Agricultural and Rural Development Bank of Vietnam - Hanoi Branch - Ba Dinh District Transaction Office</i>	<i>180,000,000,000</i>	<i>180,000,000,000</i>	<i>310,000,000,000</i>	<i>310,000,000,000</i>
<b>Total</b>	<b>180,000,000,000</b>	<b>180,000,000,000</b>	<b>310,000,000,000</b>	<b>310,000,000,000</b>

(\*) The term deposit contracts with the Agricultural and Rural Development Bank of Vietnam - Hanoi Branch - Ba Dinh District Transaction Office, with a term of 6 months.

3 . Short-term receivables	01/01/2026		31/03/2026	
a) Receivables from customers		308,913,332,112		240,544,092,838
b) Receivables from related parties				0
- <i>DAC ANTI COUNTERFEIT TECHNOLOGY COMPANY LIMITED</i>				
<b>Total</b>		<b>308,913,332,112</b>		<b>240,544,092,838</b>

4 . Short-term Prepayments to Suppliers

	01/01/2026		31/03/2026	
a) Prepayments to suppliers		2,131,271,820		6,979,254,598
- <i>Zhejiang zenbo intelligent machinery co., ltd</i>				3,029,328,000
- <i>TTD Investment Consulting &amp; Construction Co., Ltd.</i>				1,690,000,000
- <i>ROXCEL TRADING GmbH</i>				1,138,860,702
- <i>ANHUI INNOVO BOCHEN MACHINERY MANUFACTURING CO.,</i>				774,837,000
- <i>P.T SURYA PAMENANG</i>				
- <i>AN THANH BICSOL SINGAPORE PTE LTD</i>		1,028,632,320		
- <i>Linh Viet Manufacturing, Trading and Services Co., Ltd</i>		434,805,000		
- <i>P and M Korea CORP</i>		312,938,062		
- <i>Mai Linh Capital Joint Stock Company</i>		10,000,000		
- <i>VETC Automatic Toll Collection Company Limited</i>		6,285,465		
- <i>Other Prepayments to Suppliers</i>		338,610,973		346,228,896
b) Prepayments to related parties		-		-
<b>Total</b>		<b>2,131,271,820</b>		<b>6,979,254,598</b>

5 . Other Receivables	01/01/2026		31/03/2026	
	Value	Provision	Value	Provision
Other Short-term Receivables	3,873,307,026	-	2,544,187,821	-
Other Receivables	3,873,307,026	-	2,544,187,821	-
+ Other Receivables	3,679,901,843	-	1,671,963,580	-
Advances	185,000,000	-	861,570,000	-
Other payables	8,405,183	-	10,654,241	-
<b>Total</b>	<b>3,873,307,026</b>	<b>-</b>	<b>2,544,187,821</b>	<b>-</b>

6 . Inventory	01/01/2026		31/03/2026	
	Historical cost	Provision	Historical cost	Provision
Raw materials and supplies	117,876,933,209	-	158,569,835,678	-
Tools and instruments	1,475,449,472	-	2,476,655,029	-
Work in progress for production and business activities	19,326,016,437	-	12,748,508,095	-
Finished goods	22,741,937,103	-	17,546,313,277	-
Merchandise	7,872,280,431	-	7,333,084,142	-
<b>Total</b>	<b>169,292,616,652</b>	<b>-</b>	<b>198,674,396,221</b>	<b>-</b>

The value of obsolete, inferior, or unsellable inventory as of March 31st, 2026: 0 VND

The value of inventory pledged as collateral for liabilities as of March 31st 2026: 0 VND

7 . Prepaid Expenses	01/01/2026	31/03/2026
<b>a. Short-term</b>	<b>781,976,341</b>	<b>693,660,634</b>
Tools and instruments awaiting allocation	781,976,341	693,660,634
<b>b, Long-term</b>	<b>1,555,194,515</b>	<b>1,506,987,742</b>
Tools and instruments awaiting allocation	1,555,194,515	1,506,987,742
<b>Total</b>	<b>2,337,170,856</b>	<b>2,200,648,376</b>

8 . Increase and decrease in tangible fixed assets

Items	Buildings and structures	Machinery and equipment	Transportation vehicles	Management devices	Total
<b>Historical cost of fixed assets</b>					
Beginning balance	411,776,469,520	976,590,986,283	20,175,904,214	10,566,106,818	1,419,109,466,835
Increase during the period	474,444,000		6,295,665,909		6,770,109,909
Decrease during the period	-	-	1,078,089,273	-	1,078,089,273
Disposal or liquidation			1,078,089,273		1,078,089,273
Other decreases				-	-
Ending balance	412,250,913,520	976,590,986,283	25,393,480,850	10,566,106,818	1,424,801,487,471

**Accumulated Depreciation**

Beginning balance	296,234,156,294	739,507,466,459	17,437,220,861	5,873,686,840	1,059,052,530,454
Increase during the period	8,483,000,409	18,368,652,657	517,472,072	437,754,070	27,806,879,208
Depreciation during the period	8,483,000,409	18,368,652,657	517,472,072	437,754,070	27,806,879,208
Decrease during the period	-	-	1,044,452,447	0	1,044,452,447
Disposal or liquidation	-	-	1,044,452,447	-	1,044,452,447
Ending balance	304,717,156,703	757,876,119,116	16,910,240,486	6,311,440,910	1,085,814,957,215

**Carrying Value**

At the beginning of the period	115,542,313,226	237,083,519,824	2,738,683,353	4,692,419,978	360,056,936,381
At the end of the period	107,533,756,817	218,714,867,167	8,483,240,364	4,254,665,908	338,986,530,256

**9 . Long-term Work-in-progress**

	01/01/2026	31/03/2026
In-progress Construction Costs		
- Project at Pho Noi Industrial Zone	148,357,708,001	146,543,552,111
- Investment in Fixed Asset Procurement	6,725,217,063	8,753,305,360
<b>Total</b>	<b>155,082,925,064</b>	<b>155,296,857,471</b>

**10 . Long-term Financial Investments**

	01/01/2026			31/03/2026		
	Historical cost	Provision	Fair Value (*)	Historical cost	Provision	Fair Value (*)
<b>a, Investment in Subsidiaries</b>	<b>10,000,000,000</b>	-	<b>10,000,000,000</b>	<b>10,000,000,000</b>	-	<b>10,000,000,000</b>
DAC ANTI COUNTERFEIT TECHNOLOGY COMPANY LIMITED	10,000,000,000	-	10,000,000,000	10,000,000,000	-	10,000,000,000
<b>b, Held-to-maturity Investments</b>						
+ Bonds at Agribank Hanoi	10,000,000,000		10,000,000,000	10,000,000,000		10,000,000,000
<b>Total</b>	<b>10,000,000,000</b>		<b>10,000,000,000</b>	<b>10,000,000,000</b>		<b>10,000,000,000</b>

**11 . Short-term Accounts Payable to Suppliers**

	01/01/2026	31/03/2026
a) Short-term Accounts Payable to Suppliers	139,483,779,081	130,509,118,337
b) Accounts Payable to related parties	173,484,839	841,879,753
DAC ANTI COUNTERFEIT TECHNOLOGY COMPANY LIMITED	173,484,839	841,879,753
<b>Total</b>	<b>139,657,263,920</b>	<b>131,350,998,090</b>

11/11/2026 10:00:00

AGRICULTURE PRINTING  
AND PACKAGING JOINT STOCK COMPANY

CONSOLIDATED FINANCIAL STATEMENT

72 Truong Chinh Street, Kim Lien Ward, Hanoi City

FY 2026

12 . Short-term Advance Payments from Customers	01/01/2026	31/03/2026
Short-term Advance Payments from Customers	372,888,790	533,546,732
- Long Quang International JSC		136,782,000
- Hai Ha Production & Import-Export Co., Ltd.		125,496,000
- Nhat Hai New Technology JSC		76,427,550
- V3D Media Company	111,000,000	
- An Bao Nam Trading, Services and Manufacturing Company Limited	86,994,000	
- Hai Ha Manufacturing and Import-Export Company Limited	51,840,000	
- Trang Tien Ice Cream Joint Stock Company	33,048,000	
- Short-term Advance Payments from Customers	90,006,790	118,413,632
<b>Total</b>	<b>372,888,790</b>	<b>533,546,732</b>

13 . Taxes and Other Payables to the State

	01/01/2026	Taxes Payable for the Period:	Amount actually paid/offset during the	31/03/2026
Value-added Tax (VAT)	2,074,441,575	39,309,714,000	37,659,312,068	3,724,843,507
Export and Import Taxes		1,015,053	1,015,053	-
Corporate Income Tax (*)	17,605,519,438	6,077,315,409	16,674,690,437	7,008,144,410
Personal Income Tax	709,386,864	14,223,521,929	14,571,397,978	361,510,815
Land Rent and Property Tax				-
Other Taxes	4,182,800,098	640,470,000	640,470,000	4,182,800,098
<b>Total</b>	<b>24,572,147,975</b>	<b>60,252,036,391</b>	<b>69,546,885,536</b>	<b>15,277,298,830</b>

14 . Accrued Expenses

	01/01/2026	31/03/2026
Interest expenses accrued	18,104,031	
Other Expenses	1,375,922,354	592,576,940
<b>Other expenses</b>	<b>1,394,026,385</b>	<b>592,576,940</b>

15 . Other Short-term Payables

	01/01/2026	31/03/2026
<b>a, Other Short-term Payables</b>	<b>8,111,132,418</b>	<b>25,031,795,383</b>
- Union Fund	1,466,473,673	1,817,941,373
- Social Insurance, Health Insurance, Unemployment Insurance	1,157,292,126	1,174,708,680
- Other Payables:	5,485,266,619	22,037,325,330
- Receivables with a credit balance (1388)	2,100,000	1,820,000
<b>b, Other Long-term Payables</b>	<b>1,280,000,000</b>	<b>1,280,000,000</b>
- Security deposits, guarantee deposits	1,280,000,000	1,280,000,000
<b>Total</b>	<b>9,391,132,418</b>	<b>26,311,795,383</b>

16 . Loans and Financial Leases:

	01/01/2026	Increase during the year	Decrease during the year	31/03/2026
<b>16.1 Short-Term Loans and Financial Leases:</b>	<b>100,292,666,657</b>	<b>138,757,464,938</b>	<b>98,066,440,733</b>	<b>140,983,690,862</b>
a. Short-Term Loans:	100,292,666,657	138,757,464,938	98,066,440,733	140,983,690,862
<i>Vietnam Bank for Agriculture and Rural Development - Hanoi Branch (1)</i>	<i>89,447,666,657</i>	<i>134,307,464,938</i>	<i>98,001,440,733</i>	<i>125,753,690,862</i>
<i>Employee loans (2)</i>	<i>10,845,000,000</i>	<i>4,450,000,000</i>	<i>65,000,000</i>	<i>15,230,000,000</i>

AGRICULTURE PRINTING  
AND PACKAGING JOINT STOCK COMPANY

CONSOLIDATED FINANCIAL STATEMENT

72 Truong Chinh Street, Kim Lien Ward, Hanoi City

FY 2026

<b>16.2 Long-Term Loans and Financial Leases:</b>	-	0	-	0
a. Long-Term Loans:	-		-	
<i>Vietnam Bank for Agriculture and Rural Development - Hanoi Branch (4)</i>	-		-	
<b>16.3 Debt Repayment Capacity:</b>	100,292,666,657			140,983,690,862
a, Short-term Loans and Financial Lease	100,292,666,657	-	-	140,983,690,862
Liabilities:				
b, Long-term Loans and Financial Lease	-	-	-	-
<b>17 . Provision for Liabilities</b>			<b>01/01/2026</b>	<b>31/03/2026</b>
a. Short-term				
Salary provision fund			44,394,955,646	27,328,226,073
<b>Total</b>			<b>44,394,955,646</b>	<b>27,328,226,073</b>
<b>18 . Equity</b>				
<b>18.1. Statement of Changes in Equity</b>				

Items	Capital contribution from owners	Share premium	Treasury Shares	Development Investment Fund	Undistributed After-tax Profit	Total
Balance as of January 1, 2026	270,000,000,000	2,054,360,735		444,615,786,510	124,345,368,864	841,015,516,109
Increase in capital during the year:	-	-		327,599,315	30,670,495,985	30,998,095,300
<i>Net profit for the year</i>	-	-			30,670,495,985	30,670,495,985
<i>Fund allocations</i>	-	-		327,599,315		327,599,315
<i>Other increase</i>					148,928,274	
Capital decrease during the year	-	-			(2,904,355,556)	(2,904,355,556)
<i>Dividend distribution</i>	-	-				-
<i>Fund distribution</i>	-	-			(996,374,403)	(996,374,403)
<i>Owner's Equity</i>	-	-				-
<i>Other decreases</i>	-	-			(1,907,981,153)	(1,907,981,153)
<b>Balance as of March 31st, 2026</b>	<b>270,000,000,000</b>	<b>2,054,360,735</b>	<b>-</b>	<b>444,943,385,825</b>	<b>152,111,509,293</b>	<b>869,109,255,853</b>

186  
3 T  
HAI  
IVP  
NG  
HO

<b>18.2. Details of the Owner's Equity Investment:</b>	<b>01/01/2026</b>	<b>31/03/2026</b>
State Capital Contribution		
Capital Contribution from Other Shareholders	270,000,000,000,000	270,000,000,000
<b>Total</b>	<b>270,000,000,000,000</b>	<b>270,000,000,000</b>

<b>18.3. Capital Transactions with Owners and Dividend/Profit Distribution:</b>	<b>01/01/2026</b>	<b>31/03/2026</b>
- Owner's Investment Capital:		
Capital contribution at the beginning of the year	180,000,000,000	270,000,000,000
+ Increase in capital during the year	90,000,000,000	
+ Decrease in capital during the year		
+ Capital contribution at the end of the year	270,000,000,000	270,000,000,000
Dividends and Profits Distributed		

<b>18.4. Shares</b>	<b>01/01/2026</b>	<b>31/03/2026</b>
Number of Shares Registered for Issuance	27,000,000	27,000,000
Number of Shares Sold to the Public:	27,000,000	27,000,000
- Ordinary shares	27,000,000	27,000,000
- Preference shares (classified as equity)		
Number of Shares Repurchased:		
- Ordinary shares		
- Preference shares (classified as equity)		
Number of Shares Outstanding:	27,000,000	27,000,000
- Ordinary shares	27,000,000	27,000,000
- Preference shares (classified as equity)		
Par value of Outstanding Shares	10,000	10,000

**VI. ADDITIONAL INFORMATION FOR ITEMS PRESENTED IN THE INCOME STATEMENT**

Unit: VND

<b>1 . Revenue from Sales and Service Provision</b>	<b>Q1-2025</b>	<b>Q1-2026</b>
Revenue from selling finished products	346,883,636,312	380,321,753,801
Revenue from selling goods and materials	13,249,667,482	13,047,618,921
Revenue from providing services	13,278,714,464	28,227,116,701
<b>Total</b>	<b>373,412,018,258</b>	<b>421,596,489,423</b>
<b>2 . Revenue Deductions</b>	<b>Q1-2025</b>	<b>Q1-2026</b>
Sales returns	111,496,036	195,038,636
<b>Total</b>	<b>111,496,036</b>	<b>195,038,636</b>

3 . Net Revenue from Sales and Service Provision	Q1-2025	Q1-2026
- Net Revenue from selling finished products	346,772,140,276	380,126,715,165
- Net Revenue from selling goods and materials	13,249,667,482	13,047,618,921
- Net Revenue from providing services	13,278,714,464	28,227,116,701
<b>Total</b>	<b>373,300,522,222</b>	<b>421,401,450,787</b>
4 . Cost of Goods Sold	Q1-2025	Q1-2026
<b>Total</b>	<b>301,130,422,780</b>	<b>338,929,963,194</b>
5 . Financial Income	Q1-2025	Q1-2026
Interest from deposits and loans	598,756,503	1,397,881,415
Dividends and profit sharing		
Foreign exchange gain	160,904	4,311,700
<b>Total</b>	<b>598,917,407</b>	<b>1,402,193,115</b>
6 . Financial Expenses	Q1-2025	Q1-2026
- Interest on loans	308,062,402	821,276,049
- Foreign exchange loss	12,141,561	37,863,766
<b>Total</b>	<b>320,203,963</b>	<b>859,139,815</b>
7 . Other Income	Q1-2025	Q1-2026
- Disposal of fixed assets	0	181,818,181
Of which:		
+ Proceeds from the disposal of assets		181,818,181
+ Remaining value of the assets		
Other Income	98,053,628	228,260,436
<b>Total</b>	<b>98,053,628</b>	<b>410,078,617</b>


8 . Selling and administrative expenses	Q1-2025	Q1-2026
<b>Selling expenses</b>		
- Staff costs for management	5,260,264,289	7,840,893,875
- Outsourced service costs	3,494,242,128	4,677,142,168
- Depreciation of fixed assets	2,290,865,358	2,109,178,578
- Other selling expenses	86,247,600	112,310,992
<b>Total</b>	<b>11,131,619,375</b>	<b>14,739,525,613</b>
<b>Administrative expenses</b>		
- Staff costs for management	19,085,403,770	23,372,968,634
- Outsourced service costs	6,820,363,649	6,788,735,521
- Depreciation of fixed assets	955,879,824	1,072,158,713
- Other cash expenses	3,089,676,245	2,853,627,656
<b>Total</b>	<b>29,951,323,488</b>	<b>34,087,490,524</b>
<b>Production and business expenses by element</b>		
- Raw material and supplies expenses	204,932,371,652	228,680,023,423
- Labor costs	81,179,472,812	91,869,459,492
- Depreciation of fixed assets	23,314,954,914	27,806,879,208
- Outsourced service costs	29,617,642,420	36,492,242,692
- Other cash expenses	3,168,923,845	2,908,374,516
<b>Total</b>	<b>342,213,365,643</b>	<b>387,756,979,331</b>
<b>9 . Corporate Income Tax Expenses</b>		
a. Profit Before Tax	31,462,931,514	34,556,859,151
b. Adjustments to profit for tax calculation (+ increase, - decrease)		
- Increases		
- Decreases		
+ <i>Dividends and profits distributed</i>		
c. Profit subject to corporate income tax (a)+(b)	31,462,931,514	34,556,859,151
d. Corporate income tax = {(c)*corporate income tax rate}	6,292,586,303	6,911,371,830
- Tax-exempt	-1,400,000,000	-1,282,002,015
- Corporate income tax paid	4,892,586,303	5,629,369,815

VII . OTHER INFORMATION

During the period, the company had transactions with related parties as follows:

Related parties:	Q1-2025	Q1-2026
<b>a. Transaction value from sales</b>		
DAC ANTI COUNTERFEIT TECHNOLOGY COMPANY LIMITED	1,809,800,550	1,600,836,286
<b>b. Transaction value from purchases</b>		
DAC ANTI COUNTERFEIT TECHNOLOGY COMPANY LIMITED	1,738,767,600	2,269,231,200
<b>c. Outstanding payable balance</b>		
DAC ANTI COUNTERFEIT TECHNOLOGY COMPANY LIMITED		841,879,753
<b>d. Outstanding receivable balance</b>		
DAC ANTI COUNTERFEIT TECHNOLOGY COMPANY LIMITED	71,032,950	

Prepared by:



Dao Thi Thu Hoai

Chief Accountant



Ta Thi Tuyet Nga

Hanoi, April 25rd, 2026

General Director



Le Duy Toan